



UGANDA BUREAU OF STATISTICS



“Illuminating the Path to Gender Equality and Development for All”

High Level Meeting on Gender Statistics

By
Ben Paul Mungyereza
Executive Director, UBOS
31 March 2016

Uganda Bureau of Statistics ■ Plot 9 Colville Street, Kampala Uganda ■ Website: www.ubos.org
Tel: +256(0)-41-4706000 ■ E-mail: ubos@ubos.org



Contents



- Introduction
- Development of SDGs, Targets & indicators
- Gender Statistics & Indicators
- Status of data available for SDGs
- Data collection challenges
- Next Steps with SDGs Data

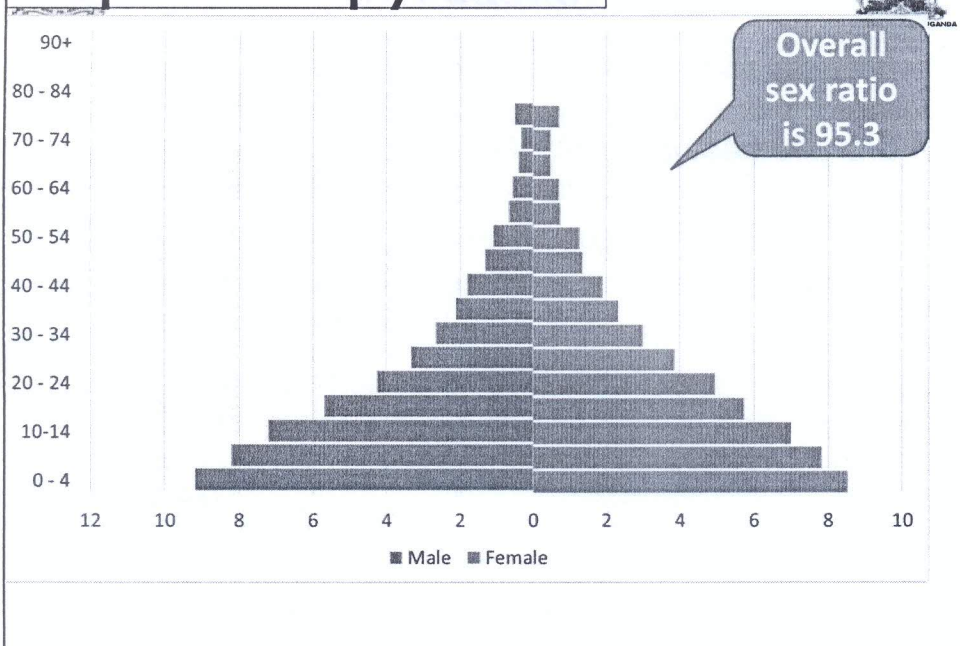
Uganda Bureau of Statistics ■ Plot 9 Colville Street, Kampala Uganda ■ Website: www.ubos.org
Tel: +256(0)-41-4706000 ■ E-mail: ubos@ubos.org


Population Distribution




Total Population	34,634,650
Males	16,897,849
Females	17,736,864
Sex ratio	95.3
Women	51%
Place of residence	
Urban	7,425,864
Rural	27,208,786


Population pyramid





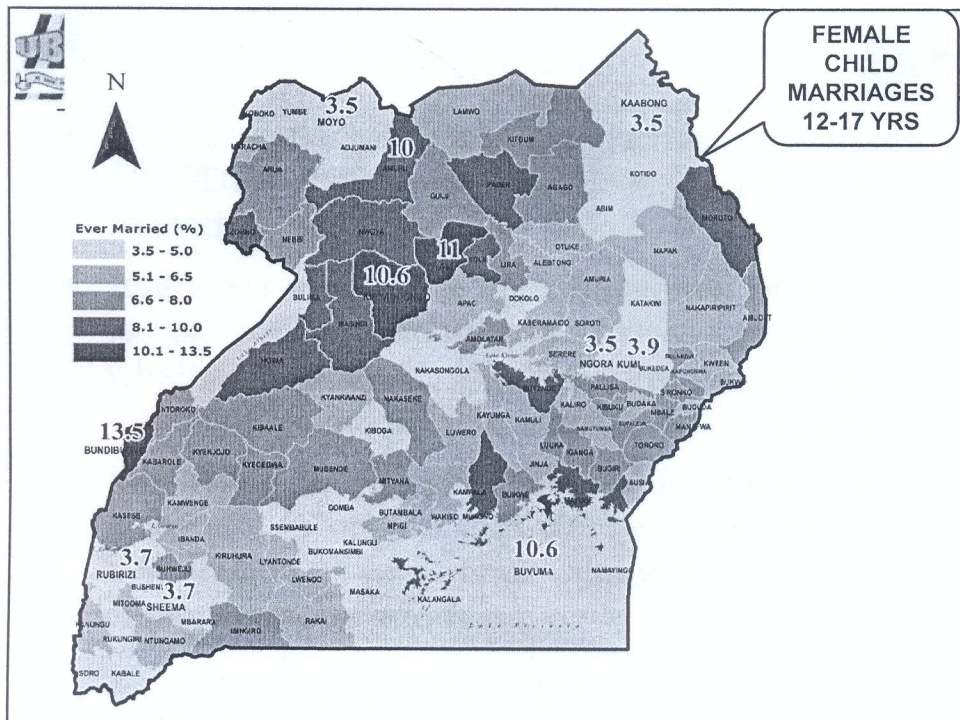
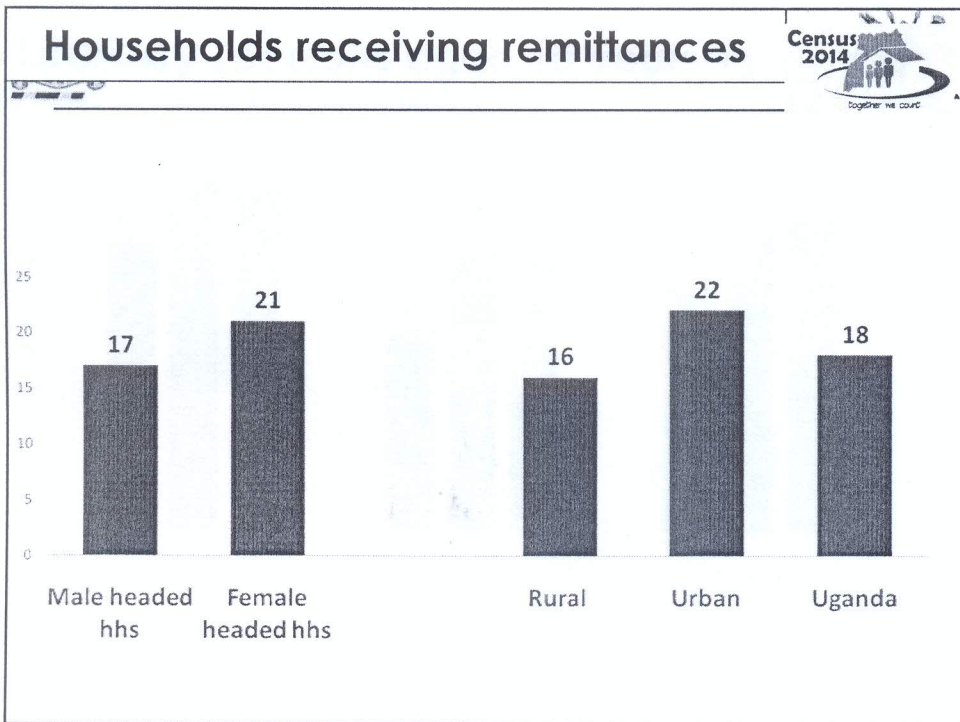


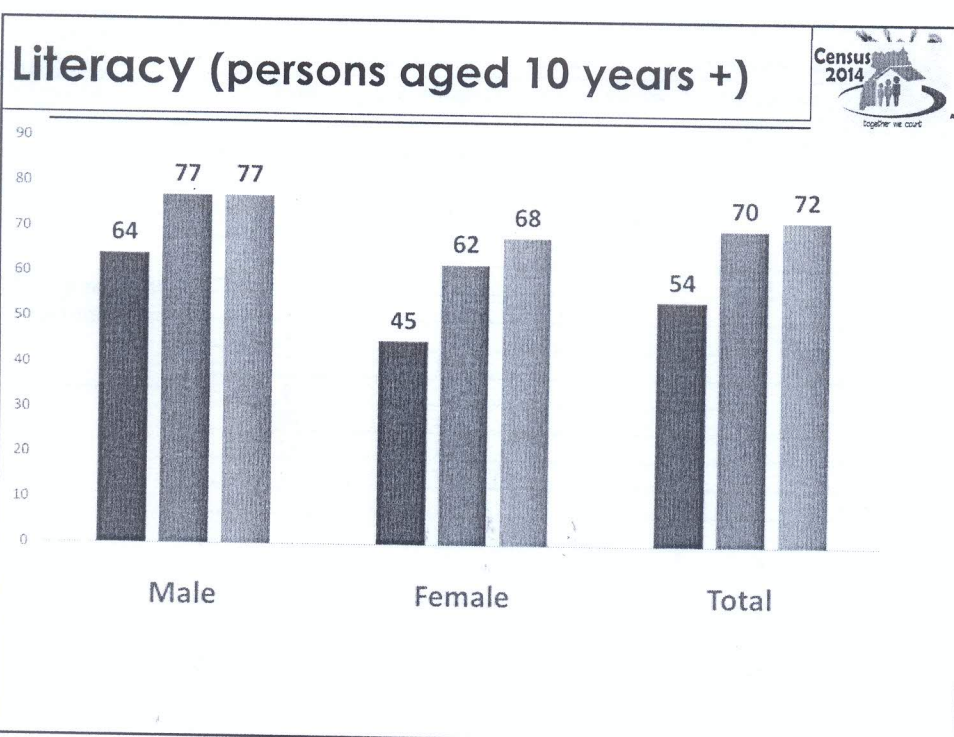
Introduction



- This High Level Seminar is intended to discuss the harmonised list of gender responsive indicators from the NDP II & SDGs for endorsement and prioritisation by Accounting Officers.
- Achieving real inclusion of Gender Equality and monitoring SDG progress – will require Quality gender disaggregated data.
- The National Statistical System - UBOS, MDAs & HLGs are major sources of data derived from regular **Censuses** and surveys, and Administrative data (MDAs).

Uganda Bureau of Statistics ▪ Plot 9 Colville Street, Kampala Uganda ▪ Website: www.ubos.org
 Tel: +256(0)-41-4706000 ▪ E-mail: ubos@ubos.org






UBOS

Background


THE REPUBLIC OF UGANDA

- Gender sensitive 2030 Agenda has more than 50 SDGs indicators (or 23 % of total) are related to gender equality from 8 Goals.
- Adequate monitoring implementation of SDGs is of critical importance & will determine whether policy efforts are channeled adequately and SDGs are achieved or missed.
- Monitoring of gender targets is particularly important to ensure that women and girls are contributing to and benefitting from implementation efforts.

Uganda Bureau of Statistics ■ Plot 9 Colville Street, Kampala Uganda ■ Website: www.ubos.org
Tel: +256(0)-41-4706000 ■ E-mail: ubos@ubos.org



Agreed list of indicators by the UN Statistical commission




Goals	# of Targets	# of indicators	# of gender related indicators
1	7	9	6
2		14	1
3	13	26	6
4	10	11	8
5	9	14	14
6	8	11	0
7	5	6	0
8	12	17	7
9	8	12	0
10	10	11	1
11	10	15	3
12	11	13	0
13	5	7	1
14	10	10	0
15	12	14	0
16	12	23	6
17	19	25	0
Sum	169	238	53


Agreed List of Indicators

3/31/2016

11



Development of SDGs, Targets & indicators



- Process was highly consultative and country led.
- Structures – An SDG - Inter Agency Expert Group on which UBOS is a member;
 - selected indicators and identified other critical issues, such as inter-linkages across targets and data disaggregation.
 - reviewed a first compilation of indicator proposals and associated metadata,
 - Received input from civil society Organizations, academia and the private sector through a wide consultation carried out before the meeting.

Uganda Bureau of Statistics ■ Plot 9 Colville Street, Kampala Uganda ■ Website: www.ubos.org
Tel: +256(0)-41-4706000 ■ E-mail: ubos@ubos.org



National Efforts – 2030 Agenda



➤ **Actors in SDG efforts**

Government, CSOs, Development Partners are engaged in the discussion of NDP II vs SDGs.

➤ **A national Standard indicator list** compiled by a team from MoFPED, OPM, NPA, & UBOS has been designed (still refining)

The quadrant team is harmonizing NDP II & SDG list of indicators by goal and theme.

➤ **Monitoring progress**

Measuring progress on the various SDG targets will require availability of data disaggregated by gender, age, location, disability, Income and other important attributes

Uganda Bureau of Statistics ■ Plot 9 Colville Street, Kampala Uganda ■ Website: www.ubos.org
Tel: +256(0)-41-4706000 ■ E-mail: ubos@ubos.org



Preparedness as a country for SDG monitoring



- Uganda has its own indicator sets and systems, aligned with national priorities, which include localized indicators;=> National Indicator Standard Indicator List (NPA, UBOS, OPM & UBOS)
- There is an overlap between various national and SDGs global monitoring indicators (However, they are not always defined and measured in the same way and do not cover sufficiently all SDGs and targets);
- Lack of funding, weak coordination, integration (surveys) and data quality hamper implementation.

Uganda Bureau of Statistics ■ Plot 9 Colville Street, Kampala Uganda ■ Website: www.ubos.org
Tel: +256(0)-41-4706000 ■ E-mail: ubos@ubos.org



Challenges for Statistics



- Mismatch between national and global level data due to; differences in concepts, definitions, methodology, data sources & weak coordination within the global statistical system
- Underdeveloped systems for administrative data production across MDAs.
- Irregularity of data collection programmes.
- Limited appreciation of data and data collection by policy makers – to accord resources
 - Important areas are excluded in SDGs due to lack of standards and measures (e.g. norms and stereotypes, collective action, gender and the environment, etc.)
 - Measurement of gender and intersecting inequalities needs to be prioritized but questions about how?

Uganda Bureau of Statistics ▪ Plot 9 Colville Street, Kampala Uganda ▪ Website: www.ubos.org
Tel: +256(0)-41-4706000 ▪ E-mail: ubos@ubos.org



Level of Preparedness



- **Data collection:** Regular Censuses and surveys. Administrative data from Ministries, Departments and Agencies (MDAs) & Higher Local Governments (HLGs) also collect data through their routine work.
- **Methodology:** Is guided by internationally recognised and acceptable standards such as the International Standard of Industrial Classification-ISIC and others set by the IMF, WHO and ILO amongst others, however this may not be the case with administrative data.
- **Reporting and frequency:**
 - OPM will be responsible for monitoring implementation of the SDGs
 - UBOS will be responsible for statistical indicators

Uganda Bureau of Statistics ▪ Plot 9 Colville Street, Kampala Uganda ▪ Website: www.ubos.org
Tel: +256(0)-41-4706000 ▪ E-mail: ubos@ubos.org




Next Steps



1. Produce quality, comparable and regular gender statistics to address national data gaps and meet policy and reporting commitments.
2. Sensitise lobby and seek support from Government and Development Partners to fully commit and resource statistics to inform SDGs.
3. Generate comprehensive metadata on all indicator – concepts, definitions, & methods.
4. Make gender statistics accessible to all users to inform research, advocacy, policies and programmes, and promote accountability.

Uganda Bureau of Statistics ■ Plot 9 Colville Street, Kampala Uganda ■ Website: www.ubos.org
Tel: +256(0)-41-4706000 ■ E-mail: ubos@ubos.org



The High Level Meeting on Gender Statistics



The proposed list of harmonized gender indicators as enshrined in; the National Development Plan II (NDP II) and Sustainable Development Goals (SDGs), are to be presented in the following matrix for endorsement by Accounting Officers.

Uganda Bureau of Statistics ■ Plot 9 Colville Street, Kampala Uganda ■ Website: www.ubos.org
Tel: +256(0)-41-4706000 ■ E-mail: ubos@ubos.org



Harmonised Gender Indicator Matrix

FHarmonised List of Indicators for Gender Equality.doc

3/31/2016

19



**PLOT 9
COLVILLE STREET
P.O BOX 7186
KAMPALA**

**TEL.
041-706000**

**FAX
041-237553**

**E-MAIL
ubos@ubos.org**

**Website
www.ubos.org**

Thank You